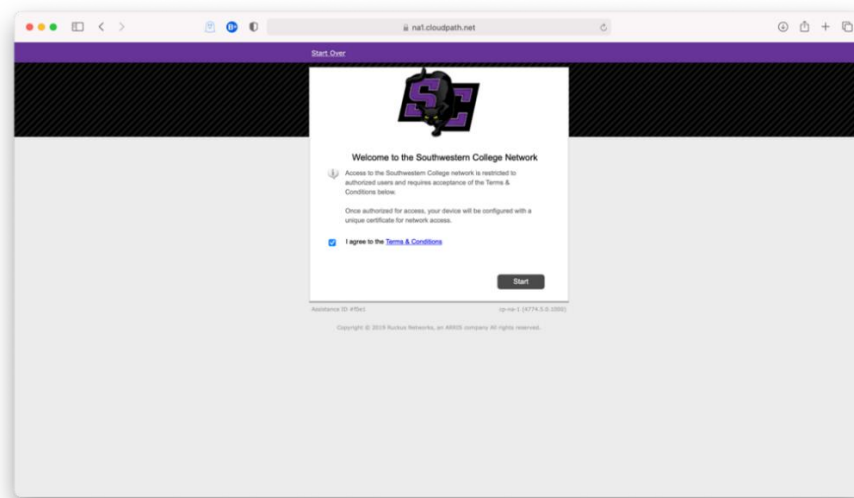


Accessing Southwestern College Wifi Networks

For Southwestern College Students, Faculty & Staff:

Connect your device to the **SC_WiFi_Start_Here** network. You should be redirected to a page to accept our terms and conditions. If you are not automatically redirected, please open a web browser and navigate to <http://1.1.1.1>

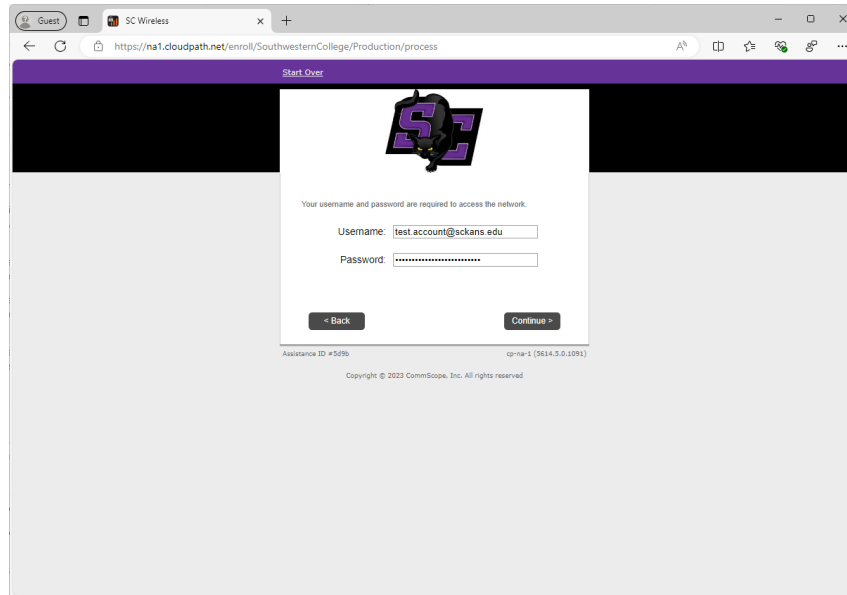


Click **Start**, then enter your credentials when prompted. Your username will be your Southwestern College email address (firstname.lastname@sckans.edu) and the password will be the same as your Office 365 password.

If the first username doesn't work, please enter this username:

Username: First.Lastname

Password: Office 365 password or email password



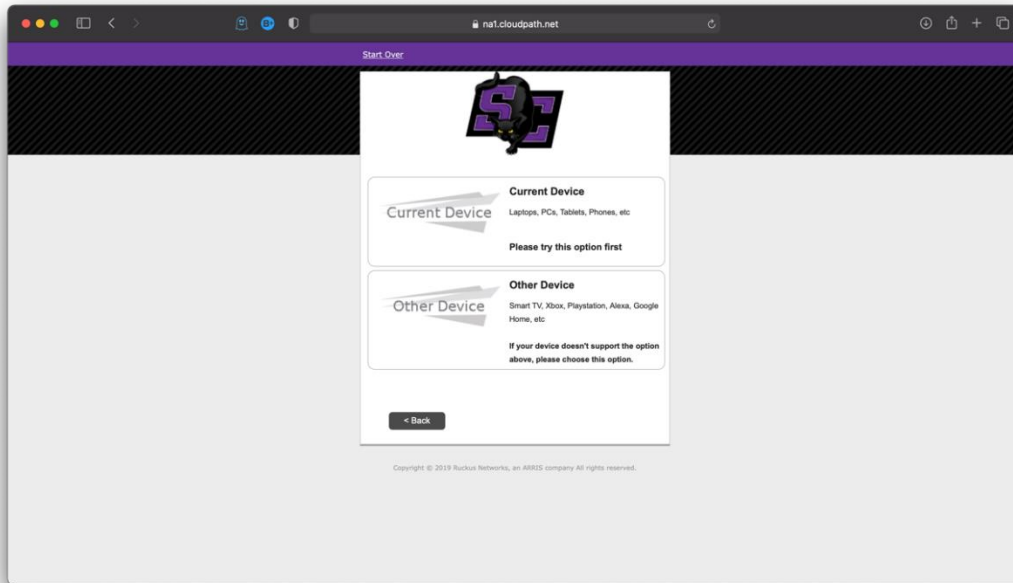
Once you have successfully logged in, follow the prompts on the screen to register your device.

Please attempt to use the **Current Device** option if it is supported by your device. If your device is compatible with the **Current Device** option, your device will connect to the **SC_Secure** network once registration is complete.

If your device is not compatible with the first option, please choose the **Other Device** option and a password will be generated for you to use to connect your other device to the **SC_IoT** network.

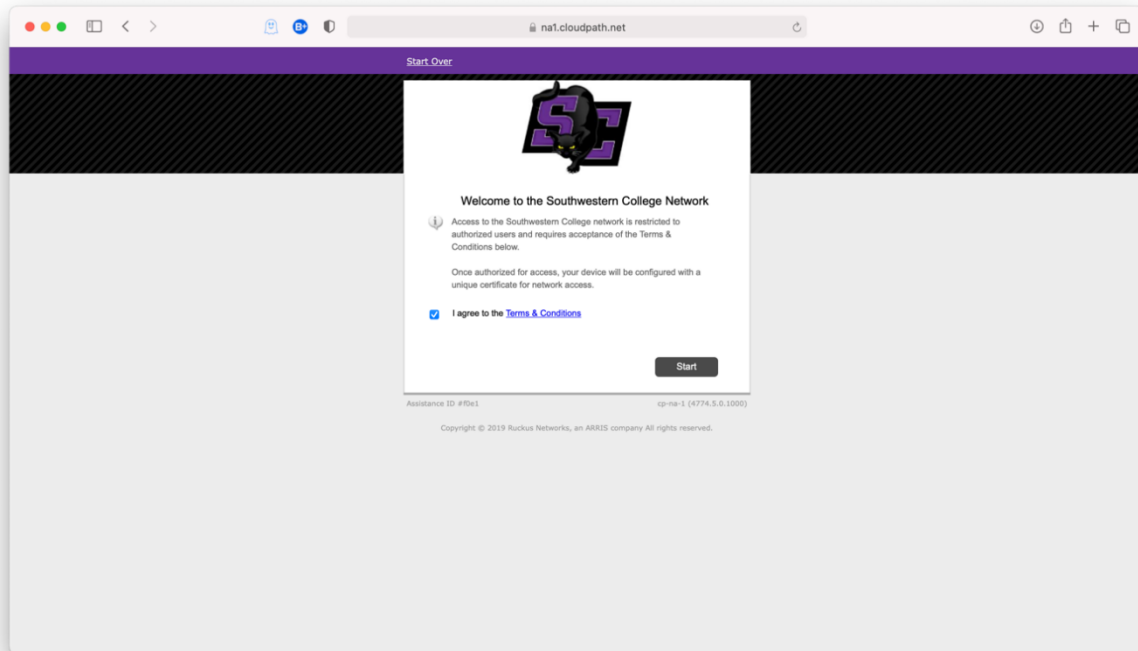
PLEASE NOTE

SC_IoT network is a per device Wi-Fi network.
Example: roku tv will have a password of dghffdf
Xbox will have a different password of bfgwudxs

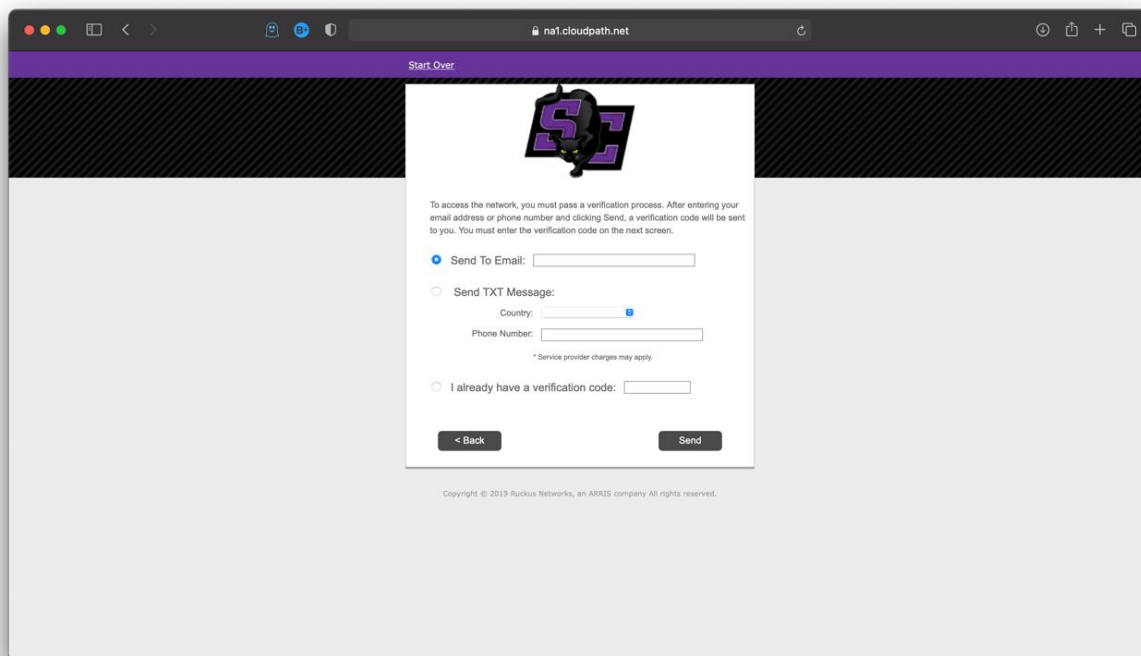


To connect to the campus guest network:

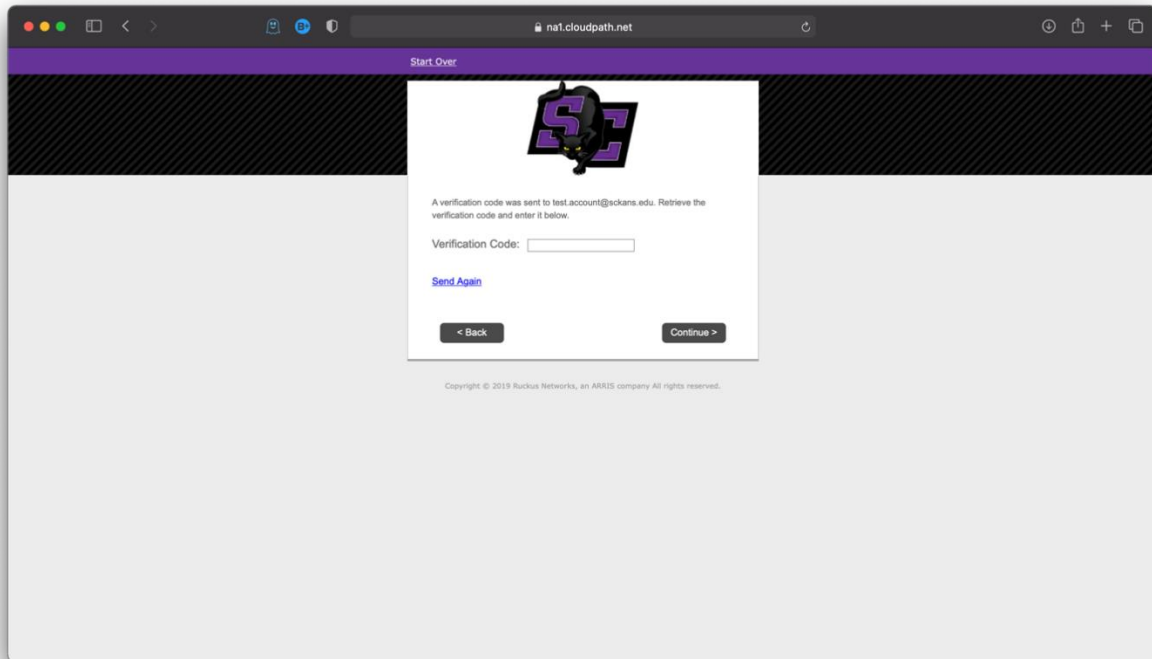
Connect to the **SC_Guest_WiFi** network. You will be redirected to a page to accept our terms and conditions. If you are not automatically redirected, please open a web browser and navigate to <http://1.1.1.1>



Click **Start**, then enter your email address or phone number and click **Send**.



On the next page, enter the verification code that was sent to you via email or SMS and click **Continue** to finish registration.



The screenshot shows a web browser window with the address bar displaying `nat.cloudpath.net`. The page has a purple header bar with the text "Start Over" on the left. The main content area is white and features a large, stylized purple "S" logo with a black outline. Below the logo, the text reads: "A verification code was sent to test.account@socks.edu. Retrieve the verification code and enter it below." This is followed by a label "Verification Code:" and a text input field. Below the input field is a blue link labeled "Send Again". At the bottom of the form are two buttons: "< Back" on the left and "Continue >" on the right. A small copyright notice at the very bottom of the page reads: "Copyright © 2019 Ruckus Networks, an ARRIS company All rights reserved."